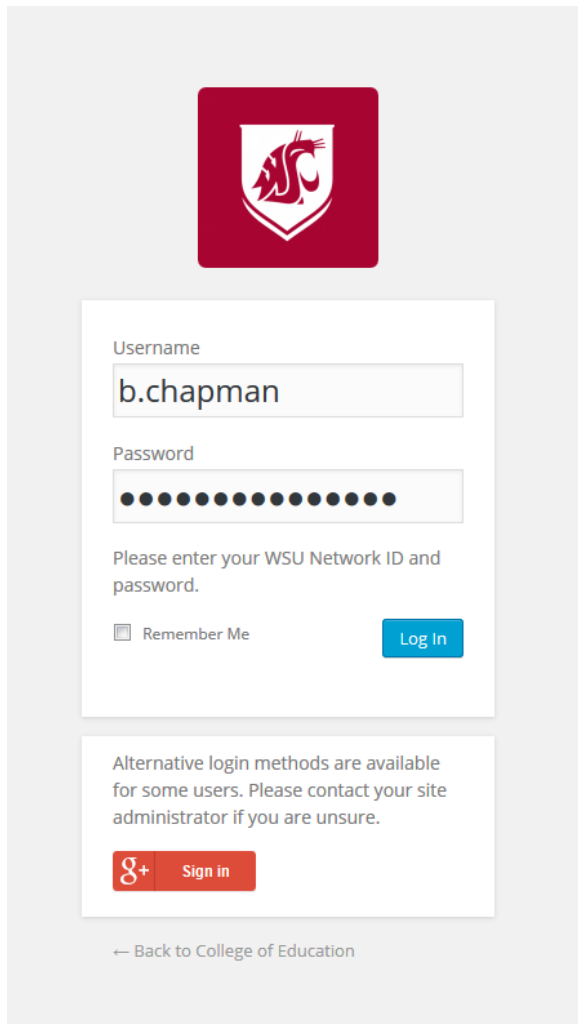


Logging in to WSUCOE's webpage edit mode

1. Go to education.wsu.edu/wp-admin. *No matter what page you want to edit, you must go to this link first.*
2. At the login screen, your username and password will be your normal NID login.




Username
b.chapman

Password
●●●●●●●●●●●●●●●●

Please enter your WSU Network ID and password.

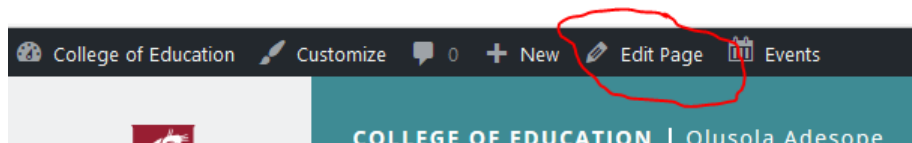
Remember Me

Alternative login methods are available for some users. Please contact your site administrator if you are unsure.

 Sign in

[← Back to College of Education](#)

3. Upon successful login, you'll be taken to the "Dashboard."
4. In the address bar, go back to the home page, and from there, every page you have will have the "Edit Page" feature at the top.



For help, please email wsucoe.marcomm@wsu.edu and write "Website Login Help" in the subject line.